

GENERATORS

for Commercial Marine



KOHLER[®]
IN POWER. SINCE 1920.

WE BUILT OUR REPUTATION ON RELIABILITY.

Out on the water, the only thing that matters is reliability. Because everybody knows the money stops as soon as your generator does. That's where we come in.

We're Kohler. And for nearly 100 years, we've built some of the best commercial generators on water. Truth is, we're a lot like you. We're good at what we do. And we make no apologies for it.

Every weld, wire and circuit is a badge of honor. If our craftsmen have touched it, it is good and true. And if our name is on it, it's going to work.



From handcrafted alternators to hand-built controllers, we take pride in building power systems you can depend on.



innovation

THEN WE BUILT THE FUTURE. THE FIRST AND ONLY SINGLE-SOURCE GENERATOR PARALLELING SYSTEM

We created the world's first commercial marine generators with factory-installed, pretested paralleling controllers and automatic voltage regulators.* Everything is automatic and easier to use than ever before.

Instant Auto Transfer/Paralleling
All Decision-Maker 3500 controllers are equipped with auto-transfer functionality. When the first generator's load is light, the second generator automatically drops off. When the load is heavy, the second generator automatically comes online to provide the power needed to carry the load. Or if one generator is in trouble, the second generator senses the problem, starts up and takes the load automatically.

Repower-Ready
The Decision-Maker 3500 is compatible with existing systems, so repowers are easier than ever. When wired for V-bias/S-bias inputs or droop, it can parallel with existing load-share modules for even more installation options.

Remote Monitoring
Monitor and control your generators from your boat's existing monitoring system. Or enjoy a more comprehensive experience with generator-specific monitors from Kohler.


Proper Engine Combustion
Our electronically controlled high-pressure common rail fuel system provides just the right amount of fuel at just the right time.

Corrosion and Vibration Protection
Fully potted circuit boards and sealed connectors protect the controller and alternator from marine environmental conditions and heavy vibration.

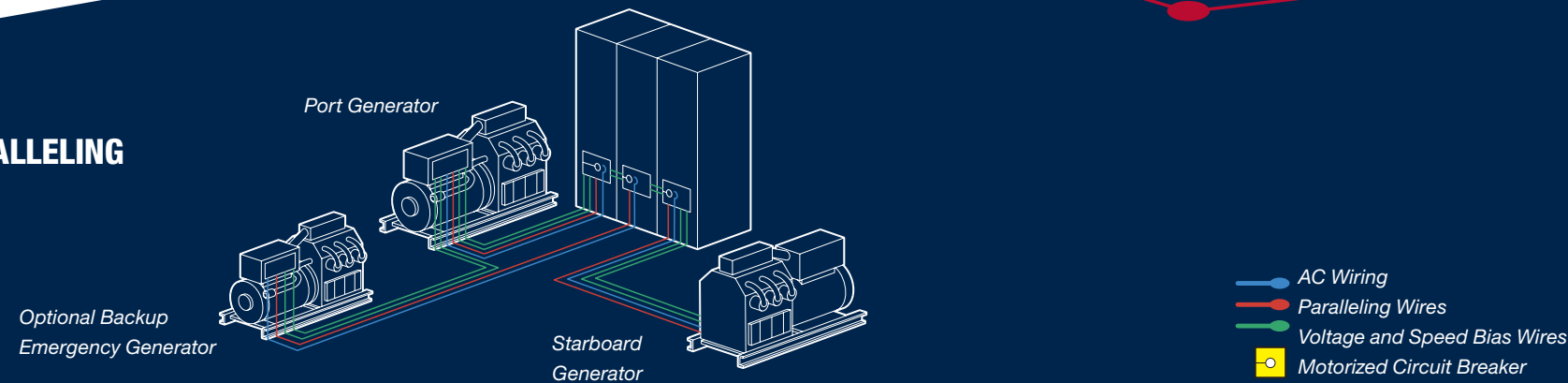
Kohler-Made
Nearly every component is designed, built and serviced by Kohler. Just the way it should be.

*Patents pending and certifications granted

KOHLER PARALLELING



CONVENTIONAL PARALLELING



bottom

**IT'S ALL ABOUT
YOUR BOTTOM LINE.**

line

At the end of the day, all we care about is boosting your business. It's that simple.


That's why we created the Decision-Maker. 3500 controller. It eliminates the need for expensive, oversized switchgear, costly add-ons and complicated installations. Which means you save big on cost and space.

Not only that, our new controllers feature auto-transfer functionality. If one generator is in trouble, the second generator senses the problem, starts up and takes on the load—automatically. You won't lift a finger. Your boat will never be dead in the water. And you can keep your business in business.

Our exclusive paralleling controller features an easy-to-use digital display. And it's multilingual, displaying text in English, Spanish, Arabic, Chinese or Portuguese.



TAKE A CLOSER LOOK AT THE BENEFITS TO YOUR BUSINESS.



1 KOHLER. DECISION-MAKER. 3500 CONTROLLER

- Easy-to-read 4.3-inch LED backlit color graphic LCD display
- Functions include bus sensing, first-on logic and synchronization
- Monitors critical power information: voltage, current, frequency, power
- Monitors critical engine information: oil pressure, coolant temperature, fuel flow, runtime, battery voltage
- Monitors analog inputs, warnings and faults
- Remote-start and remote-stop convenience
- Single- and 3-phase paralleling available
- Seamless transfer to shore power

2 SMALLER, MORE ADVANCED ALTERNATOR*

- KOHLER Fast-Response, X alternator with 12-lead, multivoltage reconnectable stators and permanent-magnet exciter are standard
- Electronic isochronous governing is standard (frequency regulation: .5%, voltage regulation: +/- .5%†)
- Premium isolated-ground DC electrical system is standard
- 50 and 60 Hz models available
- Easier maintenance—split activator relocated to front of alternator for easy access

3 SMALLER FOOTPRINT WITH LESS VIBRATION‡

- Overall footprint is 16 inches shorter, for more power density in a smaller package‡
- Easy to install and repower; fits into smaller applications where other generators can't
- Pre-engineered cooling system packages available in heat-exchange, radiator and keel-cooled versions
- Improved mounts provide less vibration‡

4 HIGH-PRESSURE COMMON RAIL FUEL SYSTEM

- Dramatically reduces the effects of poor performance (cylinder wall glazing, engine slobber, etc.)
- Available on Tier 3-compliant models
- Manages electrical operating speed for short dips with fast recovery
- An industry best for optimal performance with large loads
- Meets the highest emission standards in the world

GENUINE PARTS

- All KOHLER aftermarket parts are tested to the highest standards and available quickly
- KOHLER consumables including oil, filters, batteries, spark plugs and more are designed specifically for KOHLER generators to keep them operating at peak performance

*Compared to previous KOHLER FR2 alternators.
†Except 40EOZDJ/33EFOZDJ and 40EOZCJ/33EFOZCJ models.
‡Compared to previous KOHLER generator models.

Generator Model*	kW†	Hz	Cylinder	RPM	Phase	Voltage	Amps	Length x Width x Height mm (in) U – Unhoused / R – Radiator	Weight (Wet) kg (lb)		
40EOZCJ	40	60	4	1800	3	120 / 208	139	U – 1524 (60) x 722 (28.4) x 960 (37.8) R – 1858 (73.2) x 827 (32.6) x 1265 (49.8)	U – 935 (2060) R – 957 (2110)†		
					1	120 / 240	120				
					3	120 / 240	150				
					3	127 / 220	131				
33EFOZCJ	33	50		1500	3	139 / 240	120				
					3	277 / 480	60				
					1	110 / 190	125				
					1	110 / 220	108				
40EFOZCJ	40	50	1500	3	115 / 230	143	U – 1549 (60.9) x 738 (29) x 961 (37.8) R – 1884 (74.2) x 827 (32.5) x 1265 (49.8)	U – 971 (2140) R – 993 (2190)†			
				1	220 / 380	63					
				3	230 / 400	60					
				3	240 / 416	57					
50EFOZCJ	50	50	1500	3	110 / 190	152			U – 1606 (63.2) x 738 (29) x 961 (37.8) R – 1941 (76.4) x 827 (32.5) x 1265 (49.8)	U – 1005 (2216) R – 1028 (2266)†	
				1	110 / 220	131					
				3	115 / 230	174					
				1	220 / 380	76					
55EOZCJ	55	60	4	1800	3	230 / 400	72	U – 1549 (60.9) x 738 (29) x 961 (37.8) R – 1884 (74.2) x 827 (32.5) x 1265 (49.8)			U – 982 (2164) R – 1004 (2214)†
					1	240 / 416	69				
					3	110 / 190	190				
					1	110 / 220	164				
45EFOZCJ	45	50		1500	3	115 / 230	196		U – 1606 (63.2) x 738 (29) x 961 (37.8) R – 1941 (76.4) x 827 (32.5) x 1265 (49.8)	U – 1005 (2216) R – 1028 (2266)†	
					1	220 / 380	95				
					3	230 / 400	90				
					3	240 / 416	87				
65EOZCJ	65	60	4	1800	3	120 / 208	191	U – 1606 (63.2) x 738 (29) x 961 (37.8) R – 1941 (76.4) x 827 (32.5) x 1265 (49.8)			U – 1016 (2240) R – 1039 (2290)†
					1	120 / 240	165				
					3	120 / 240	221				
					3	127 / 220	180				
55EFOZCJ	55	50		1500	3	139 / 240	165		U – 1606 (63.2) x 738 (29) x 961 (37.8) R – 1941 (76.4) x 827 (32.5) x 1265 (49.8)	U – 1016 (2240) R – 1039 (2290)†	
					3	277 / 480	83				
					1	110 / 190	171				
					1	110 / 220	148				
80EOZCJ	80	60	4	1800	3	115 / 230	196	U – 1657 (65.2) x 753 (29.6) x 999 (39.3) R – 1992 (78.4) x 890 (35) x 1277 (50.3)			U – 1148 (2530) R – 1179 (2600)†
					1	220 / 380	86				
					3	230 / 400	79				
					3	240 / 416	71				
70EFOZCJ	70	50		1500	3	120 / 208	226		U – 1732 (68.2) x 753 (29.6) x 999 (39.3) R – 2067 (81.3) x 890 (35) x 1277 (50.3)	U – 1243 (2740) R – 1275 (2810)†	
					1	120 / 240	195				
					3	120 / 240	221				
					3	127 / 220	213				
99EOZCJ	99	60	4	1800	3	139 / 240	195	U – 2068 (81.4) x 893 (35.2) x 1003 (39.5) R – 2466 (97.1) x 1129 (44.5) x 1275 (50.2)			U – 1515 (3340) R – 1578 (3478)†
					3	277 / 480	98				
					1	110 / 190	209				
					1	110 / 220	181				
80EFOZCJ	80	50		1500	3	115 / 230	217		U – 2091 (82.3) x 893 (35.2) x 1003 (39.5) R – 2498 (98) x 1129 (44.5) x 1275 (50.2)	U – 1551 (3419) R – 1613 (3557)†	
					1	220 / 380	105				
					3	230 / 400	95				
					3	240 / 416	89				
125EOZCJ	125	60	6	1800	3	120 / 208	278	U – 2091 (82.3) x 893 (35.2) x 1003 (39.5) R – 2498 (98) x 1129 (44.5) x 1275 (50.2)			U – 1551 (3419) R – 1613 (3557)†
					1	120 / 240	241				
					3	127 / 220	262				
					3	139 / 240	241				
100EFOZCJ	100	50		1500	3	277 / 480	120		U – 2490 (98) x 970 (38.2) x 1086 (42.8)	U – 2067 (4558)	
					1	110 / 190	266				
					1	110 / 220	230				
					3	220 / 380	133				
150EOZCJ	150	60	6	1800	3	230 / 400	126	U – 2490 (98) x 970 (38.2) x 1086 (42.8)			U – 2067 (4558)
					1	240 / 416	121				
					3	120 / 208	343				
					1	120 / 240	298				
125EFOZCJ	125	50		1500	3	127 / 220	298		U – 2490 (98) x 970 (38.2) x 1086 (42.8)	U – 2067 (4558)	
					1	139 / 240	298				
					3	277 / 480	149				
					1	110 / 190	304				
200EOZCJ	200	60	6	1800	3	110 / 190	380	U – 2490 (98) x 970 (38.2) x 1086 (42.8)			U – 2067 (4558)
					1	110 / 220	262				
					3	220 / 380	152				
					3	230 / 400	144				
175EFOZCJ	175	50		1500	3	240 / 416	139		U – 2490 (98) x 970 (38.2) x 1086 (42.8)	U – 2067 (4558)	
					1	120 / 208	434				
					1	120 / 240	376				
					3	127 / 220	410				
					3	139 / 240	376	U – 2490 (98) x 970 (38.2) x 1086 (42.8)			U – 2067 (4558)
					3	277 / 480	188				
					1	110 / 190	380				
					1	120 / 208	347				
					3	110 / 220	328		U – 2490 (98) x 970 (38.2) x 1086 (42.8)	U – 2067 (4558)	
					3	220 / 380	190				
					3	230 / 400	180				
					3	240 / 416	173				
					3	120 / 208	520	U – 2490 (98) x 970 (38.2) x 1086 (42.8)			U – 2067 (4558)
					3	120 / 240	451				
					3	127 / 220	492				
					3	139 / 240	451				
					3	277 / 480	226		U – 2490 (98) x 970 (38.2) x 1086 (42.8)	U – 2067 (4558)	
					3	110 / 190	474				
					3	120 / 208	433				
					3	110 / 220	409				
					3	220 / 380	237	U – 2490 (98) x 970 (38.2) x 1086 (42.8)			U – 2067 (4558)
					3	230 / 400	225				
					3	240 / 416	217				
					3	120 / 208	695				
					3	120 / 240	602		U – 2490 (98) x 970 (38.2) x 1086 (42.8)	U – 2067 (4558)	
					3	127 / 220	657				
					3	139 / 240	602				
					3	277 / 480	301				
					3	110 / 190	666	U – 2490 (98) x 970 (38.2) x 1086 (42.8)			U – 2067 (4558)
					3	110 / 220	575				
					3	220 / 380	333				
					3	230 / 400	316				
					3	240 / 416	304		U – 2490 (98) x 970 (38.2) x 1086 (42.8)	U – 2067 (4558)	
					3	240 / 416	304				

*Commercial models are unhoused. †kW rating varies by voltage. Consult the generator spec sheet for more detail.



WHY KOHLER®

PROVEN RELIABILITY

We are a company of craftsmen guided by a single purpose: quality. Every KOHLER commercial marine generator is extensively quality-tested start to finish—before model release and before leaving the factory. The result is proven reliability.

NO-HASSLE WARRANTY

We cover the first year, with the option to extend to three years.

GLOBAL SUPPORT

With nearly 1000 sales and service locations around the world, we're everywhere you go.

GENUINE PARTS

KOHLER aftermarket parts and consumables are specifically designed for your KOHLER generator to keep it operating at peak performance.

KOHLER®

IN POWER. SINCE 1920.

**AMERICAS
CARIBBEAN**
+1 920 565 3381
+1 800 544 2444
Fax +1 920 459 1646

CHINA
+86 21 26062169
+86 400 1808 900

**EUROPE
MIDDLE EAST
AFRICA**
+31 168 331630
Fax +31 168 331631

ASIA PACIFIC
+65 6660 2681
Fax +65 6264 6455

INDIA
+91 80 42867000
Fax +91 80 23615972

**NEW ZEALAND
AUSTRALIA**
+61 88 29 02100

KOHLER
IN POWER. SINCE 1920.

ISO 9001
KOHLER
POWER SYSTEMS
NATIONALLY REGISTERED

KOHLERPOWER.COM

Printed in U.S.A. G12-447 3/19 © 2019 by Kohler Co.